










3 Подпишите, что говорят персонажи на картинках. Используйте слова: friends, sisters, pupils, doctors

Model:

We are boys.



4 Choose the correct word. Выберите нужное слово.

1. I've got a computer and send (letters / e-mails) every day.
2. Visit my (home page / sister) and learn about my hobbies.
3. Barbara gets beautiful (e-mails / letters) from her grandmother.
4. Meet my (brother / pen friend). He is from England.
5. I am from a small (town / city).
6. Moscow is a famous (city / town).

5 Write personal pronouns instead of nouns. Напишите личные местоимения вместо существительных.

Model: Tom is from England.— *He is from England.*

1. Tom is clever.— \_\_\_\_\_
2. Jane is a teacher.— \_\_\_\_\_
3. Cambridge is a town in England.— \_\_\_\_\_
4. Mike is five.— \_\_\_\_\_
5. Bob is happy.— \_\_\_\_\_
6. My children are glad to see you.— \_\_\_\_\_
7. Pete and I are friends.— \_\_\_\_\_

**6** Write possessive pronouns instead of nouns. Замените существительные в притяжательном падеже на притяжательные местоимения.

**Model:** Tom's family is big.— *His family is big.*

1. Tom's father is a doctor.— \_\_\_\_\_
2. Terry's hobby is football.— \_\_\_\_\_
3. Tom's mother is a teacher.— \_\_\_\_\_
4. Jane's hobby is tennis.— \_\_\_\_\_
5. The twins' names are Kate and Alice.— \_\_\_\_\_
6. Jane's family is big.— \_\_\_\_\_
7. Tom's home town is Cambridge.— \_\_\_\_\_

**7** Choose the correct pronouns. Выберите нужные местоимения.

1. This is Tom's father. (He / His) likes football.
2. These are Tom's sisters. (They / Their) names are Katy and Alice.
3. This is Tom's mother. (She / Her) hobby is tennis.
4. This is Tom's grandmother. (She / Her) is a good cook.
5. These are Tom's friends. (They / Their) like basketball.
6. This is my friend Pamela. (She / Her) sends me e-mails every evening.
7. This is my sister. (She / Her friends) are nice.
8. I am Judy. (I / My) am glad to meet you.
9. You are a pupil. (You / Your) live in Russia.
10. We are sisters. (We / Our) like good films.

**8** Change the underlined nouns to pronouns. Замените подчеркнутые существительные на местоимения.

**Model:** Tom is English.— *He is English.*

Tom's family is big.— *His family is big.*

1. Jane is a teacher.— \_\_\_\_\_
2. Jane's hobby is tennis.— \_\_\_\_\_
3. Terry's children go to school.— \_\_\_\_\_
4. Terry is a doctor.— \_\_\_\_\_
5. Katy and Alice are good at volleyball.— \_\_\_\_\_
6. The twins' father is a doctor.— \_\_\_\_\_

**9** Fill in the gaps with personal pronouns. Заполните пропуски личными местоимениями в именительном падеже.

1. Hello, Katy! \_\_\_\_\_ are very good at volleyball.
2. Look at Tom! \_\_\_\_\_ is happy today.
3. My brothers and I like football. \_\_\_\_\_ are good goalkeepers.
4. Meet Mrs Simpkins. \_\_\_\_\_ is a pianist.
5. These are Jack's parents. \_\_\_\_\_ are nice people.
6. My name is Mr Brown. \_\_\_\_\_ am a new teacher.

## Homework

**A** Fill in the gaps with personal pronouns. Заполните пропуски личными местоимениями в именительном падеже.


1. \_\_\_\_\_ am a very good dancer.
2. This is Irina. \_\_\_\_\_ is my friend's sister.
3. This is my family. \_\_\_\_\_ are at the museum.
4. These are my friends. \_\_\_\_\_ are on holidays.
5. This is Peter. \_\_\_\_\_ is my friend.
6. Hi, Kate! Hi, Mary! \_\_\_\_\_ are in my class this year.

**B** Fill in the gaps with the right pronouns. Заполните пропуски подходящими местоимениями.

Hi, friends!

We are Mary and Jack. And this is \_\_\_\_\_ son Ben and \_\_\_\_\_ dog Newton. These are \_\_\_\_\_ friends Evelyn and Bart. \_\_\_\_\_ daughter is friends with Ben and \_\_\_\_\_ dog is friends with Newton. Look at the dogs! \_\_\_\_\_ are very happy!

Write about \_\_\_\_\_ friends.




**C** Make the main part of your home page. Use these words. Создайте главный раздел своей домашней странички. Используйте эти слова:  
name, Russian, eleven, class, town, favourite place

1 Сравните свой класс с классом, изображенным на картинке. Предложения могут быть утвердительными и отрицательными. Используйте слова:

kind, cold, nice, good at school, clever, hot, good friends, busy, free, fine, not so good

**Model:** *We are kind. — They are not kind.*



We \_\_\_\_\_

They \_\_\_\_\_

We \_\_\_\_\_

They \_\_\_\_\_

We \_\_\_\_\_

They \_\_\_\_\_

We \_\_\_\_\_

They \_\_\_\_\_

2 Соедините противоположные по смыслу предложения из упр. 1 в одно с помощью союза *but*.

**Model:** *We are good friends, but they are not good friends.*

---



---



---



---

3 Fill in the gaps. Заполните пропуски. Используйте *is, am, are*.

1. I know you. You \_\_\_\_\_ Pete's friend.
2. I \_\_\_\_\_ your new teacher. My name \_\_\_\_\_ Mr Barker.
3. These girls \_\_\_\_\_ my classmates.
4. Do you know Mike? He \_\_\_\_\_ the goalkeeper in our team.
5. We \_\_\_\_\_ happy in our new flat.

4 Complete the sentences to make negative statements. Заполните пропуски так, чтобы получились отрицательные предложения.

**Model:** *This is Kate. She is my sister. She isn't Mike's sister.*

1. This is Tracy. She is ten. She \_\_\_\_\_ eleven yet.
2. Mark and Alex are good at football. They \_\_\_\_\_ good at tennis.
3. Terry's hobby is basketball. Volleyball \_\_\_\_\_ his hobby.